


SRI



₹200

HFC-227ea

STREAM  **X**

FK-5-1-12

COMPANY



Leading The Fight Against Fire

Established in 1974, Steel Recon Industries Sdn Bhd (SRI) is a proud Malaysian company that offers a comprehensive range of firefighting solutions through a vast network of distributors worldwide.

SRI's products are certified by international standard boards such as VdS, LPCB, BSI, UL, FM, and SAI Global, putting us at the forefront of Malaysian firefighting advances. Manufactured in our own state-of-the-art facilities, this allows us the flexibility to produce products that cater to specific needs and standards.

In line with our commitment in providing the most reliable firefighting solutions for local and global needs, and backed by more than 45 years of elite experience in the industry, we strive to continue delivering unrivalled protection through cutting-edge technology and research to your people and property.




FIRE SUPPRESSION SYSTEMS

SR200

HFC-227ea

STREAM^{EX}
FK-5-1-12



SR200

HFC 227ea



STREAM^{EX}
FK-5-1-12

Inertec





Commercial Building



Tunnel - Rail - Road



Petrochemical - Offshore



High-Value Asset



Headquarter Control



Industry



TLC & Computer



Airplane - Hangar

Clean Agent Fire Suppression Systems

Gaseous fire suppression systems that suppress fires quickly without harming equipment, the facility, inhabitants, or the environment. Available in 25, 42 and 50 bar.

FK-5-1-12

When it comes to fire suppression, **FK-5-1-12** is the most environmentally friendly agent available. It is stored as liquid but is discharged through SRI's Streamex fire suppression system as a colourless and electrically non-conductive gas vapour that has an extremely low atmospheric lifetime.

HFC-227ea

SRI's SR200 fire suppression system uses **HFC-227ea**, a colourless, odourless, non-corrosive, and electrically non-conductive gas agent that leaves no residue and which provides greater protection coverage in a shorter period of time than traditional sprinkler systems.



FACILITIES



Cylinders of Various Sizes



Room Integrity Test Fan



HFC-227ea Gas
(1 Tonne Tanks)





FK-5-1-12



FK-5-1-12 Gas
(250 Kg Tanks)

Agitator

Filling Machine

CAPABILITIES

1. Inspection

We provide professional inspection services to test the specifications of our client's property in order to provide them with a customised fire suppression system for optimal protection.



2. Design & Customisation

Using our state-of-the-art software, we are able to design and customise firefighting equipment and fire suppression systems that fit the specific requirements of our client's property.





3. Training

After installation/purchase of our products, we provide comprehensive product training and efficient technical support to our clients to ensure that they get the optimum performance out of SRI products and systems.



SR200 & Streamex Cylinders & Components

Cylinders Specification

Note 1: Option for liquid level indicator is available, subject to cylinder sizes.

Note 2: All Cylinder dimensions listed below are only for guideline purpose. Tolerance of $\pm 15\text{mm}$.

Welded Cylinders	Cylinder Volume	Pressure	OD	Valve Size	Valve Discharge Outlet Height	Assembly Height
Part Number	(L)	(Bar)	(mm)		(mm)	(mm)
SPS020-MS-016B-EN	16.6	25	228.6	1" Thread	578	761
SPS020-MS-032B-EN	32	25	324	1-1/2" Thread	584	730
SPS020-MS-052-EN	52	25	324	1-1/2" Thread	844	990
SPS020-MS-070-EN	70	25	324	1-1/2" Thread	1042	1193
SPS020-MS-100-EN	100	25	406	1-1/2" Thread	1019	1187
SPS020-MS-120-EN	120	25	406	2" Thread	1192	1350
SPS020-MS-150-EN	150	25	406	2" Thread	1437	1596
SPS020-MS-180-EN	180	25	462	2" Thread	1317	1493
SPS020-MS-200-EN	200	25	462	2" Thread	1447	1623
SPS021-MS-240-EN	240	25	508	2" Thread	1468	1656
SPS031-MS-240-EN	240	25	508	3" Flange	1523	1656
SPS021-MS-300-EN	300	25	610	3" Flange	1363	1506
SPS022-MS-369-EN	369	25	610	3" Flange	1608	1751
SPS022-MS-420-EN	420	25	610	3" Flange	1798	1941

Seamless Cylinders	Cylinder Volume	Pressure	OD	Valve Size	Valve Discharge Outlet Height	Assembly Height
Part Number	(L)	(Bar)	(mm)		(mm)	(mm)
SPS200-MS-030B-EN	30	42/50	232	1-1/2" Thread	986	1099
SPS200-MS-050B-EN	50	42/50	232	1-1/2" Thread	1506	1619
SPS200-MS-080B-EN	80	42/50	406	2" Thread	890	1020
SPS200-MS-100BEN	100	42/50	406	2" Thread	1055	1185
SPS200-MS-140B-EN	140	42/50	406	2" Thread	1385	1515
SPS200-MS-180-EN	180	42/50	406	2" Thread	1715	1845

Cylinders Specification

DOT Cylinders	Cylinder Volume	Pressure	OD	Valve Size	Valve Discharge Outlet Height	Assembly Height
Part Number	[L]	[Bar]	[mm]		[mm]	[mm]
SPS030-MS-029-DT	29	25	254	1-1/2" Thread	753	877
SPS030-MS-052-DT	52	25	406	1-1/2" Thread	600	748
SPS030-MS-106-DT	106	25	406	1-1/2" Thread	1035	1188
SPS030-MS-147-DT	147	25	406	2" Thread	1377	1590
SPS031-MS-227-DT	227	25	508	2" Thread	1408	1530
SPS031-MS-275-DT	275	25	508	3" Thread	1666	1828
SPS032-MS-369-DT	369	25	610	3" Thread	1572	1726

Discharge Valve



Part Number	SPS100-GM-025-UL SPS100-GM-025-VC	SPS100-GM-038-UL SPS100-GM-038-VC	SPS100-GM-050-UL SPS100-GM-050-VC	SPS100-GM-080-UL SPS100-GM-080-VC
Valve Size	1"	1-1/2"	2"	3"
Valve Body Material	Brass	Brass	Brass	Brass
Temperature Range	-10 °C to 60 °C	-10 °C to 60 °C	-10 °C to 60 °C	-10 °C to 60 °C
Actuator Connection	1-1/4" X 18UNEF	1-1/4" X 18UNEF	1-1/4" X 18UNEF	1-1/4" X 18UNEF
Pilot Hose Connection	1/8" NPT	1/8" NPT	1/8" NPT	1/8" NPT
Pressure Gauge Connection	1/8" NPT	1/8" NPT	1/8" NPT	1/8" NPT
Valve Outlet Connection	1-7/16" - 12 UN	1-7/8" X 12 UN	2-1/2" X 12 UN	3" Grooved Connection

Discharge Hose



Part Number	SPS-SR-010-38MM	SPS-SR-012-38MM	SPS-SR-010-50MM	SPS-SR-012-50MM	*SPS-SR-011-50MM	SPS-SR-012-80MM FITP90-GRV080-OR
Material	Synthetic Rubber Hose with high tensile steel wire single braid reinforcement					Stainless Steel 304 hose double wire braids reinforcement
Max. Working Pressure	50 bar	90 bar	40 bar	80 bar	40 bar	28 bar
Temperature Range	-10 °C to 60 °C	-10 °C to 60 °C	-10 °C to 60 °C	-10 °C to 60 °C	-10 °C to 60 °C	-10 °C to 60 °C
Length from Elbow Inlet	465 mm	465 mm	520 mm	520 mm	520 mm	480 mm
Elbow Inlet	1-7/8" - 12 UNJ	1-7/8" - 12 UNJ	2-1/2" - 12 UNJ	2-1/2" - 12 UNJ	2-1/2" - 12 UNJ	3" Grooved Connection
Outlet	2" BSP	2" BSP	2-1/2" BSP	2-1/2" BSP	2-1/2" BSP	3" Grooved Connection

* Extended Elbow Discharge House

Check Valve



Part Number	SPS101-GM-050-UL	SPS101-GM-065-UL	SPS101-GM-080-UL
Material	Gun Metal	Gun Metal	Zinc Plated Mild Steel
Seat	Nylon	Nylon	Gun Metal
Washer	Zinc Plated Mild Steel	Zinc Plated Mild Steel	N/A
Nut	Stainless Steel	Stainless Steel	N/A
Spline	Stainless Steel	Stainless Steel	N/A
Temperature Range	-10 °C to 60 °C	-10 °C to 60 °C	-10 °C to 60 °C
Inlet and Outlet Connections	2" BSP	2-1/2" BSP	6" x 3" Grooved Connection

Pilot Line Hose



Part Number	SPS-SR-008-560MM	SPS-SR-008-760MM
Overall Length (mm)	560	760
Material	Synthetic Rubber Hose with 2 high tensile steel wire braids reinforcement	Synthetic Rubber Hose with 2 high tensile steel wire braids reinforcement
Temperature Range	-10 °C to 60 °C	-10 °C to 60 °C
Hose Connections	1/8" BSP	1/8" BSP

Pressure Gauge 25 Bar / 42 Bar / 50 Bar



Part No. For SR200	SPC170-PG-25B-HFC	SPC170-PG-42B-HFC	SPC170-PG-50B-HFC
Part No. For Streamex	SPC170-PG-25B-FK	SPC170-PG-42B-FK	SPC170-PG-50B-FK
Type	Spring Tube Manometer	Spring Tube Manometer	Spring Tube Manometer
Temperature Range	-10 °C to 60 °C	-10 °C to 60 °C	-10 °C to 60 °C
Connection to Valve	1/8 NPT	1/8 NPT	1/8 NPT

Pressure Gauge 25 / 42 Bar / 50 Bar with Low Pressure Switch



Part No. For SR200	SPC169-PS-25B-HFC	SPC169-PS-42B-HFC	SPC169-PS-50B-HFC
Part No. For Streamex	SPC169-PS-25B-FK	SPC169-PS-42B-FK	SPC169-PS-50B-FK
Wire	18 Gage SXL	18 Gage SXL	18 Gage SXL
Temperature Range	-10 °C to 60 °C	-10 °C to 60 °C	-10 °C to 60 °C
Connection to Valve	1/8 NPT	1/8 NPT	1/8 NPT
Crossover Signal's	SR200	20 bar	32 bar
	Streamex	20.5 bar	35 bar
			36 bar
			42bar



Manual Actuator Button

Part Number	SPS110-XX-MNL-UL
Material	Brass & Stainless Steel
Actuating Force	12 – 40 lbs
Connection	1-1/8 x 18 UNEF



Latching Solenoid Actuator

Part Number	SPS110-XX-LAT-UL
Material	Brass & Stainless Steel
Actuating Force	12 – 40 lbs
Connection	1-1/4" x 18 UNEF
Supply Voltage	24V DC
Firing Current	0.5 Amp Maximum
Temperature Range	-10 °C to 60 °C
Actuating Force	12 – 40 lbs
Connection	1-1/8 x 18 UNEF



Pneumatic Actuator

Part Number	SPS111-BR-PNE-UL
Material	Brass
Connection	1-1/4" x 18 UNEF
Pilot Hose Connection	1/8" NPT



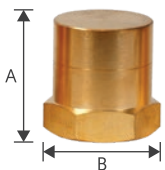
Liquid Level Indicator

Part Number	SPS040-CU-010-UL
Neck Ring Inlet Size	2"-11.5 NPSC



Valve Outlet Adaptor

Part Number	SPS227-CS-DN25 ADAPTOR	SPS 227-CS-DN33 ADAPTOR	SPS 227-CS-DN49 ADAPTOR
Valve Size	1"	1-1/2"	2"
Valve Body Material	Brass	Brass	Brass
Valve Outlet Connection	1-7/16" - 12 UN	1-7/8" X 12 UN	2-1/2" X 12 UN



Discharge Nozzle

Material	Brass					
Part No. For SR200	SPC075-BR-015-UL	SPC075-BR-020-UL	SPC075-BR-025-UL	SPC075-BR-032-UL	SPC075-BR-040-UL	SPC075-BR-050-UL
Part No. For Streamex	SPC076-BR-015-UL	SPC076-BR-020-UL	SPC076-BR-025-UL	SPC076-BR-032-UL	SPC076-BR-040-UL	SPC076-BR-050-UL
Sizes	1/2"	3/4"	1"	1 1/4"	1 1/2"	2"
Dim. A [mm]	45	45	56	67	70	88
Dim. B [mm]	31.75	38.10	44.45	50.80	63.50	76.20

Detection Components

Gas Extinguishing Panel



Type 1



Type 2



Type 3

Part Number	FAS-EP203	FAS-PFC-4410-RC-UL	FAS-HOCHIKI-HCVR3-UL
Main Supply Voltage	230V AC, 50/60Hz	220 V AC	230V AC 50 / 60Hz
Internal Power Supply	24V DC NOMINAL	24V DC NOMINAL	3 Amps total including battery charge 28V +/- 2V
Output Current	3A @230VAC (MAX)	200mA (MAX)	Auxiliary 24V DC output: 18 – 28 V DC special application output, 500mA maximum
Battery Requirement	2x12V DC 7AH	2x12V DC 7AH	2x12V DC 7AH
Battery Charge Current	0.7A	0.7A	0.7A
Sounder Output Rating	21-28V DC, fused@200mA per circuit	24V DC RATED 1 AMP	620mA continuous
No. of Auxiliary Outputs	6 (Fire, Local Fire, Fan, 1st Stage, 2nd Stage, Fault)	1 NO.	1st stage relay, 2nd stage relay, extract relay, trouble relay, local fire, fire relay
Relay Contract Rating	300V DC.1A MAX	3 AMP, 30V DC	30V DC @ 1A Maximum
Maximum Detectors Per Zone	20 NOS.	20 NOS.	20 NOS.
Extinguishant Release Output	21-28V DC, rated at 1Amp for 5mins	24V DC, rated at 1Amp	18 to 18V DC, 1Amp for 5 mins
No. of Monitored Inputs and Type	6 (Manual Release, Flow Switch Low Pressure, Mode, Hold, Abort)	-	5 (Mode Select, Manual Release, Abort, Release Pressure Switch, Low Pressure Switch)
Dimensions	439mm x 276mm x 70mm	457mm x 369mm x 21mm	368mm x 310mm x 90mm
Standard	EN 12094-1:2003 EN 54-2:1997 + A1:2006 + A2:2007 EN 54-4:1997 + A1:2002 + A2:2006	NFPA	NFPA
Approval	LPCB and Bomba	UL and FM	UL and FM
Brand	Context Plus	Potter	Hochiki



Battery - Sealed Lead Acid

Part Number	FAS198-12V-7AH-UL
Normal Voltage	12V
Dimension (mm)	151mm (L) x 65mm (W) x 95mm (H)
Weight	Max. 2.4 kg
Approval	UL

Discharge Indicator



Part Number	FAS251-24VDC-WP
Operating Voltage	24V DC/75mA pe light on
Dimension	190mm x 90mm x 110mm



6" Alarm Bell

Part Number	FAS194-LA-150-UL	FAS-HCK-ALM-150K
Operating Voltage	24V DC	24V DC
Alarm Current	20mA	13.5mA
Decibel 10ft	95dB	87dB
Approval	UL	UL

Sounder / Strobe



Part Number	FAS-HEC3-24WR FAS-HEH24-WR
Operating Voltage	24V DC
Sounder Output	62-82 dB(A) AT 10ft
Approval	UL



Abort Switch

Part Number	FAS-HCVR-AS-R
Switch Rating	1A@ 30VDC
Approval	UL/FM

Evacuate Sign



Part Number	FAS-260
Currenting Rating	220mA
Dimension (mm)	260mm (W) x 105mm (H) x 60mm (D)
Indication	Red
Enclosure	Mild steel with wrinkle back

Manual Call Point



Part Number	FAS221-CCP-E
Maximum Voltage	24V DC
Current Rating	2 Amps
Approval	EN54-11

Manual Pull Station



Part Number	FAS-HPS-SAKCAT30
Contact Rating	10A @ 120 VAC
Approval	UL

Optical Smoke Detector



Part Number	FAS-HCK-SOC-24VN
Maximum Voltage	42 V DC
Supervisory Current	59µA
Alarm Current (max)	150mA
Surge Current	160µA
Start Up Time (max)	Instant
Emitting Duty	Photoelectric infrared LED
Ambient Temperature	[0 °C to 49 °C]
Humidity	Max 95% RH Non-Condensing
Material of Body	ABS Blend
Colour of Body	Bone PC
Approval	UL/FM



Fixed Temperature / Rate of Rise Heat Detector

Part Number	FAS-HCK-DCD-135
Supply Voltage	33 V DC
Rate of Rise	12°F/mins
Response Temperature	57 ± 7.5° C
Materials of Body	ABS Blend
Colour of Body	Bone
Approval	UL/FM

The logo 'SRI' is embossed on a golden, cylindrical metal component. The letters are bold and stylized, with a small flame-like symbol above the 'I'. The background is a dark blue gradient with a light blue diagonal line.

Steel Recon Industries Sdn. Bhd. (16592-W)

No. 8, Persiaran Subang (Jalan Subang 7),
Taman Perindustrian Subang,
47610 Subang Jaya,
Selangor Darul Ehsan, Malaysia.

Tel : +(60)3-8023 2323

Fax : +(60)3-8023 2828

Email : enquiry@sri.com.my

www.sri.com.my

Edition: 2nd

Disclaimer

Steel Recon Industries Sdn Bhd ('SRI') makes every effort to maintain the accuracy and quality of the information provided on this Catalogue. However, SRI cannot guarantee and assumes no legal liability or responsibility for the accuracy or completeness of the information provided. The information contained on this catalogue is for general guidance only. Although measures are taken to ensure the information in our catalogues is as timely and accurate as possible, SRI assumes no responsibility for the accuracy of such information or its relevance to a specific use or application. Our products are subject to continuous technical progress and constant development. We therefore reserve the right, at any time, to change performance characteristics or specifications without prior notice. Actual performance of products may vary based upon many factors and may be less than stated. Differences in environmental factors, installation methods and maintenance intervals may affect product performance. Actual products may differ slightly in appearance to images shown. You should take appropriate professional advice on your particular circumstances because the application of our equipment may vary depending on particular circumstances. The copyright of all content on this catalogue is owned by SRI and/or the various manufacturers of our equipment. No part of the SRI catalogue may be changed, reproduced, stored in or transmitted on any website or medium without the prior written permission of SRI. Requests to republish any material must be sent to enquiry@sri.com.my.